

## Geblackl technical features

products: Bolla Ellisse

design: Paolo Grasselli + Modoluce R&D 2008

### Finiture

Tessuti diffusore



Cotton



Kvadrat\*



Plissé



Plissé Ribbon



Washable\*



Wool\*

Diffuser in  
transparent PMMA,  
cylinder in fabric



IP20



Ceiling rose detail

\* on demand

\*\* cable on measure

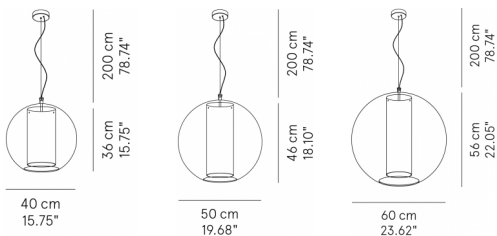
## Technical features



products: Bolla Ellisse Pendant lamp

design: Paolo Grasselli + Modoluce R&D 2008

<b>Pendant lamp - ø 40</b>	ø 40 x 36 cm 3 Kg	lamp type 1xE27 max watt 42 W HES	BOLES0040C01
<b>Pendant lamp - ø 50</b>	ø 50 x 46 cm 3,5 Kg	lamp type 1xE27 max watt 42 W HES	BOLES0050C01
<b>Pendant lamp - ø 60</b>	ø 60 x 56 cm 6 Kg	lamp type 1xE27 max watt 42 W HES	BOLES0060C01



## Geblackl technical features

products: Bolla Ellisse

design: Paolo Grasselli + Modoluce R&D 2008

### Finiture

Tessuti diffusore



Cotton



Kvadrat\*



Plissé



Plissé Ribbon



Washable\*




Wool\*

Diffuser in transparent PMMA, cylinder in fabric



IP20



Ceiling rose detail

\* on demand

\*\* cable on measure

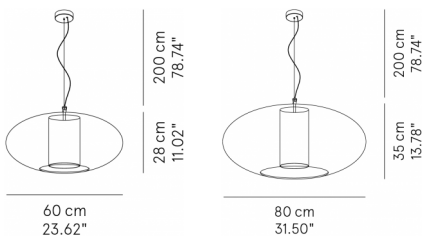
## Technical features



products: Bolla Ellisse Pendant lamp

design: Paolo Grasselli + Moduluce R&D 2008

<b>Pendant lamp - ø 60</b>	ø 60 x 28 cm 3 Kg	lamp type 1xE27 max watt 42 W HES	ELLESO060C01
<b>Pendant lamp - ø 80</b>	ø 80 x 35 cm 5 Kg	lamp type 1xE27 max watt 42 W HES	ELLESO080C01



## Geblackl technical features

products: Bolla Ellisse

design: Paolo Grasselli + Modoluce R&D 2008

### Finiture

---

Tessuti diffusore



Cotone



Kvadrat\*



Plissé



Plissé Ribbon



Washable\*



Wool\*

---

Diffusore in PMMA  
trasparente, cilindro  
in tessuto



IP20

---



Dettaglio rosone

---

\* on demand

\*\* cable on measure

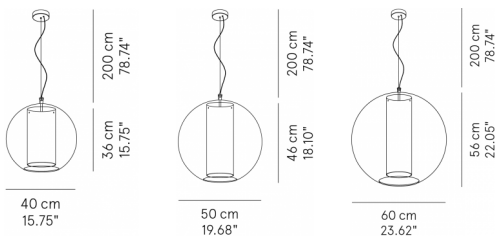
## Technical features

products: Bolla Ellisse Sospensione

design: Paolo Grasselli + Modoluce R&D 2008



<b>Sospensione - ø 40</b>	ø 40 x 36 cm 3 Kg	lamp type 1xE27 max watt 42 W HES	BOLESO040C01
<b>Sospensione - ø 50</b>	ø 50 x 46 cm 3,5 Kg	lamp type 1xE27 max watt 42 W HES	BOLESO050C01
<b>Sospensione - ø 60</b>	ø 60 x 56 cm 6 Kg	lamp type 1xE27 max watt 42 W HES	BOLESO060C01



## Geblackl technical features

products: Bolla Ellisse

design: Paolo Grasselli + Modoluce R&D 2008

### Finiture

Tessuti diffusore



Cotone



Kvadrat\*



Plissé



Plissé Ribbon



Washable\*




Wool\*

Diffusore in PMMA  
trasparente, cilindro  
in tessuto



IP20



Dettaglio rosone

\* on demand

\*\* cable on measure

## Technical features

products: Bolla Ellisse Sospensione

design: Paolo Grasselli + Moduluce R&D 2008



<b>Sospensione - ø 60</b>	ø 60 x 28 cm 3 Kg	lamp type 1xE27 max watt 42 W HES	ELLESO060C01
<b>Sospensione - ø 80</b>	ø 80 x 35 cm 5 Kg	lamp type 1xE27 max watt 42 W HES	ELLESO080C01

