

## General technical features

products: Cilindro

design: Modoluce R&D 2002

### Finiture

Tessuti diffusore



Cotton



Pleated fabric



Pleated ribbon



Velvet



Washable



Lycra

Fabric lampshade



IP20



Detail of upper  
plexiglass  
protection



Ceiling rose detail

\* on demand

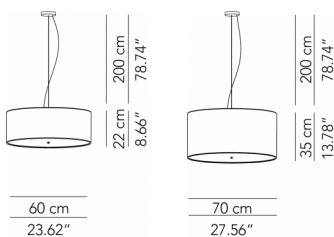
\*\* cable on measure

## Technical features

products: Cilindro Pendant lamp  
design: Modoluce R&D 2002



<b>Pendant lamp - ø 60 with plex</b>	ø 60 x 22 cm 2,2 Kg	lamp type 1xE27 max watt 70 W HES	CILESP060C01
	ø 60 x 22 cm 2,2 Kg	lamp type 3xE27 max watt 70 W HES	CILESP060C02
<b>Pendant lamp - ø 60 with plex</b>	ø 60 x 22 cm 2,2 Kg	lamp type 1 led module 29,3 W luminous efficacy 3900 Lm light colour 2700 K DIM dali / triac cri >80	CILESP060C06
<b>Pendant lamp - ø 70 with plex</b>	ø 70 x 35 cm 3,5 Kg	lamp type 1xE27 max watt 70 W HES	CILESP070C01
	ø 70 x 35 cm 3,5 Kg	lamp type 3xE27 max watt 70 W HES	CILESP070C02
<b>Pendant lamp - ø 70 with plex</b>	ø 70 x 35 cm 3,5 Kg	lamp type 1 led module 29,3 W luminous efficacy 3900 Lm light colour 2700 K DIM dali / triac cri >80	CILESP070C06

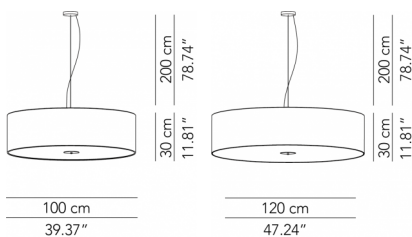


## Technical features

products: Cilindro Pendant lamp  
design: Modoluce R&D 2002



<b>Pendant lamp - ø 100 with plex</b>	ø 100 x 30 cm 7 Kg	lamp type 4xE27 max watt 105 W HES	CILESP100C01
<b>Pendant lamp - ø 100 with plex</b>	ø 100 x 30 cm 7 Kg	lamp type 1 led module 29,3 W luminous efficacy 3900 Lm light colour 2700 K DIM dali / triac cri >80	CILESP100C08
<b>Pendant lamp - ø 100 with plex</b>	ø 100 x 30 cm 7 Kg	lamp type 1 led module 88,2 W luminous efficacy 11780 Lm light colour 2700 K DIM dali cri >80	CILESP100C11
<b>Pendat lamp - ø 120 with plex</b>	ø 120 x 30 cm 14 Kg	lamp type 4xE27 max watt 105 W HES	CILESP120C01

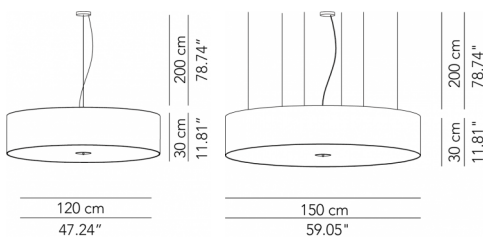


## Technical features

products: Cilindro Pendant lamp  
design: Modoluce R&D 2002



<b>Pendant lamp - ø 120 with plex</b>	ø 120 x 30 cm 14 Kg	lamp type 1 led module 29,3 W luminous efficacy 3900 Lm light colour 2700 K DIM dali / triac cri >80	CILESP120C08
<b>Pendant lamp - ø 120 with plex</b>	ø 120 x 30 cm 14 Kg	lamp type 1 led module 88,2 W luminous efficacy 11780 Lm light colour 2700 K DIM dali cri >80	CILESP120C11
<b>Pendant lamp - ø 150 with plex</b>	ø 150 x 30 cm 25 Kg	lamp type 6xE27 max watt 105 W HES	CILESP150C01
<b>Pendant lamp - ø 150 with plex</b>	ø 150 x 30 cm 25 Kg	lamp type 1 led module 88,2 W luminous efficacy 11780 Lm light colour 2700 K DIM dali cri >80	CILESP150C08



## Technical features

products: Cilindro Pendant lamp  
design: Modoluce R&D 2002



### Pendant lamp - ø 150 with plex

ø 150 x 30 cm  
25 Kg

lamp type 1 led module 108 W  
luminous efficacy 14500 Lm  
light colour 2700 K  
DIM dali  
cri >80

CILESP150C10

---

