

General technical features

products: Lost

design: Modoluce R&D 2005

Finiture

Tessuti diffusore



Cotone



Lycra

Diffusore in tessuto,
struttura in metallo



IP20



Lycra sfoderabile e
lavabile a 30°
classe M1



Dettaglio rosone

* on demand

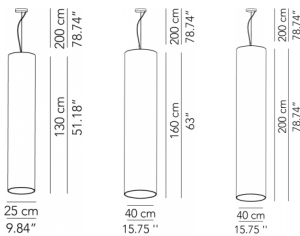
** cable on measure

Technical features

products: Lost Sospensione
design: Modoluce R&D 2005



Sospensione	∅ 25 x 130 cm 5 Kg	lamp type 1xE27 max watt 105 W HES	LOSESO130C01
	∅ 25 x 130 cm 5 Kg	lamp type 6xE27 max watt 28 W HES	LOSESO130C02
Sospensione	∅ 40 x 160 cm 5 Kg	lamp type 7 E27 42 W luminous efficacy DIM	LOSESO160C02
Sospensione	∅ 40 x 190 cm 5 Kg	lamp type 7 E27 42 W luminous efficacy DIM	LOSESO190C02



General technical features

products: Lost

design: Modoluce R&D 2005

Finiture

Tessuti diffusore



Cotone




Lycra

Diffusore in tessuto,
struttura in metallo



IP20



Lycra sfoderabile e
lavabile a 30°
classe M1

* on demand

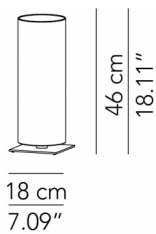
Technical features

products: Lost Lampada da tavolino

design: Modoluce R&D 2005



Lampada da tavolino	ø 15 x 32 cm	lamp type 1 E14 28 W luminous efficacy DIM	LOSETP032C01
Lampada da tavolo	ø 18 x 46 cm	lamp type 1xE27 max watt 42 W HES	LOSETA046C01



General technical features

products: Lost

design: Modoluce R&D 2005

Finiture

Tessuti diffusore



Cotone




Lycra

Diffusore in tessuto,
struttura in metallo



IP20



Lycra sfoderabile e
lavabile a 30°
classe M1

* on demand

Technical features

products: Lost Lampada da terra

design: Modoluce R&D 2005



Lampada da terra

ø 30 x 175 cm

lamp type 6xE27
max watt 28 W HES

LOSEPT175C01

